

10/25 Gb/s SFP28 850 nm 300m Transceiver

SFP+ Series

- 10Gbps and 25Gbps serial optical interface
- 850nm VCSEL transmitter and GaAs PIN PD receiver
- Rate Adaptation
- Operating temperature:
Commercial (0°C to 70°C)
Industrial (-40°C to 85°C)
- Maximum link length of 300m via OM3 multimode Fiber (MMF)
- Maximum link length of 400m via OM4 multimode Fiber (MMF)



Ascent's SFP28 10G/25G transceiver is an integrated fiber optic transceiver that provides a high-speed serial link at signaling rates up to 25.78 Gb/s. It is a single-channel, pluggable, fiber-optic module for short-range data communication and interconnect Ethernet applications.

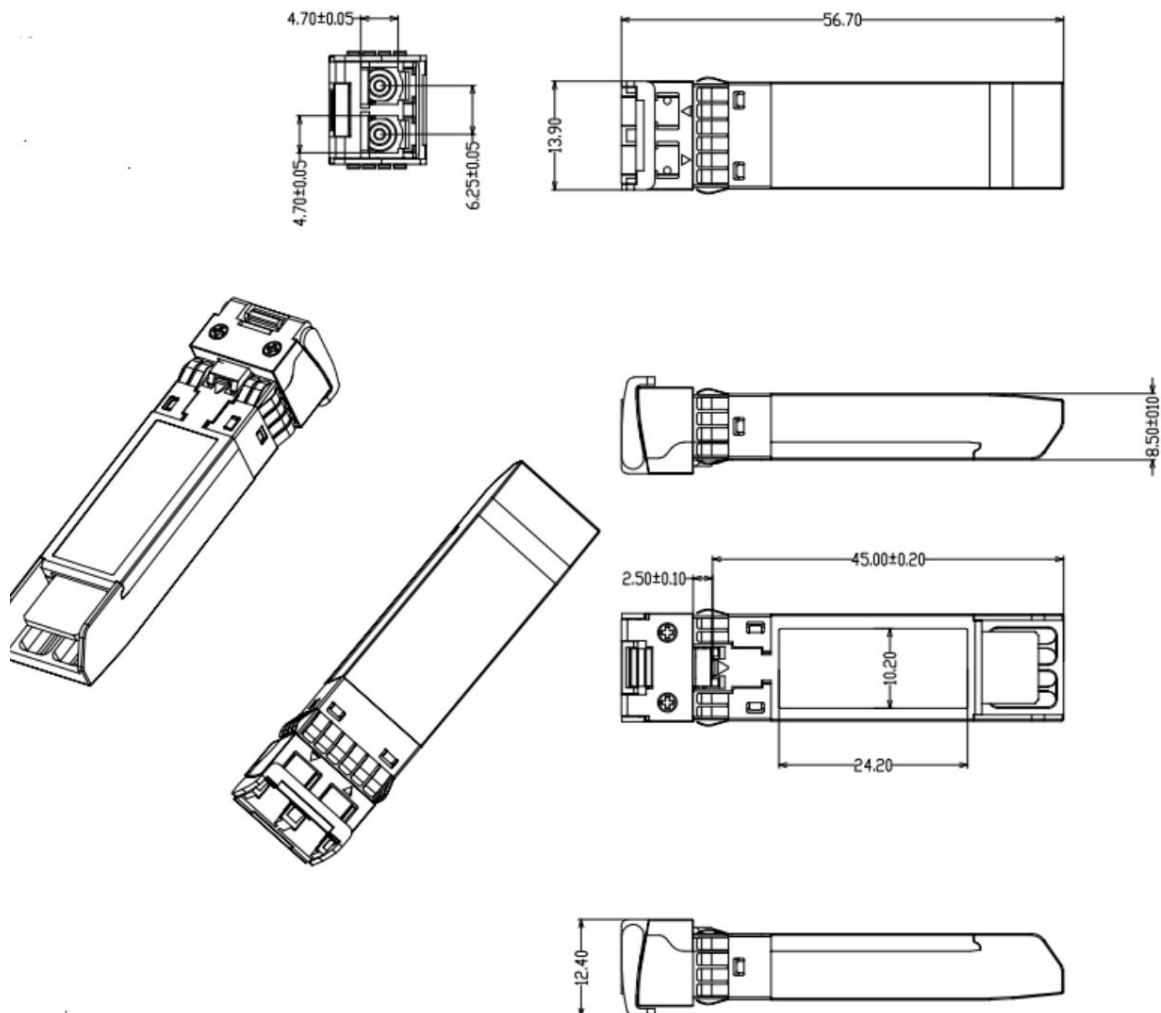
This module is designed to operate over multimode fiber systems using a nominal wavelength of 850nm. It has a transmission distance of up to 300 m on OM3 and 400 m on OM4 multi-mode fibers. The optical interface uses duplex LC receptacle. This module incorporates proven circuit and VCSEL technology to provide reliable long life, high performance, and consistent service.

The SFP28-1025-85-03 module has the rate adaption and its operating temperature is ranging from 0°C to 70°C for commercial usage and -40°C to 85°C for industrial usage.

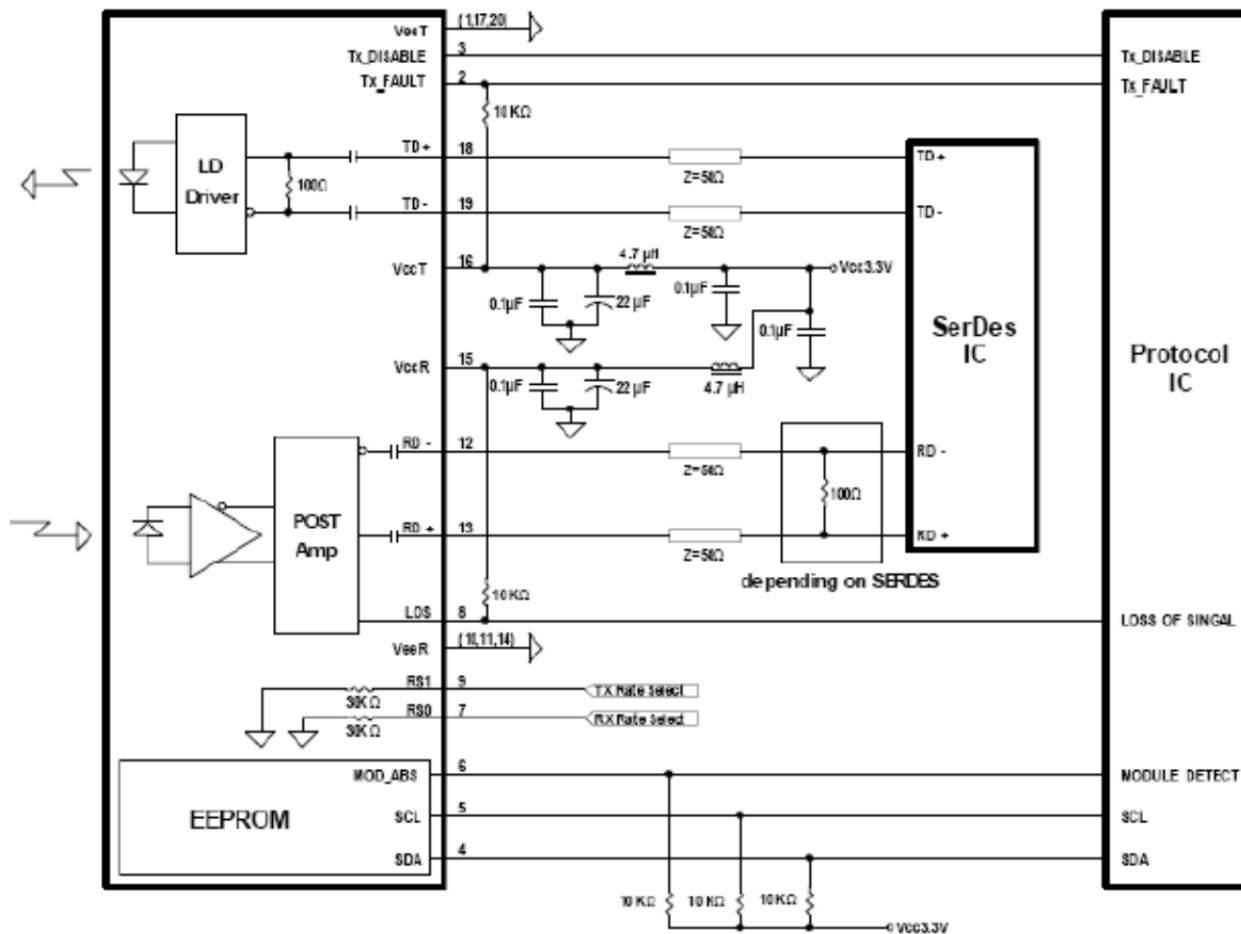
Key Features

- Support 10Gbps and 25Gbps data links
- 850nm VCSEL transmitter and GaAs PIN PD receiver
- Rate Adaptation
- Operating Temperature Range:
Commercial: 0°C to +70°C
Industrial: -40°C to +85°C
- Maximum link length of 300m via OM3 multimode Fiber (MMF)
- Maximum link length of 400m via OM4 multimode Fiber (MMF)


Mechanical Dimension



Recommended Interface Circuit



Pin Assignment



Pin	Logic	Symbol	Name/Description
1		VeeT	Module Transmitter Ground
2	LVTTTL-O	Tx_Fault	Module Transmitter Fault
3	LVTTTL-I	Tx_Dis	Transmitter Disable; Turns off transmitter laser output
4	LVTTTL-I/O	SDA	2-wire Serial Interface Data Line
5	LVTTTL-I	SCL	2-wire Serial Interface Clock
6		MOD_DEFO	Module Definition, Grounded in the module
7	LVTTTL-I	RS0	Receiver Rate Select
8	LVTTTL-O	RX_LOS	Receiver Loss of Signal Indication Active LOW
9	LVTTTL-I	RS1	Transmitter Rate Select (not used)
10		VeeR	Module Receiver Ground
11		VeeR	Module Receiver Ground
12	CML-O	RD-	Receiver Inverted Data Output
13	CML-O	RD+	Receiver Data Output
14		VeeR	Module Receiver Ground
15		VccR	Module Receiver 3.3V Supply
16		VccT	Module Receiver 3.3V Supply
17		VeeT	Module Transmitter Ground
18	CML-I	TD+	Transmitter Non-Inverted DATA in. AC Coupled
19	CML-I	TD-	Transmitter Inverted Data Input
20		VeeT	Module Transmitter Ground

Specifications

Absolute Maximum Ratings

Parameter	Symbol	Min.	Typ.	Max.	Unit
Storage Temperature	T _s	-40		85	°C
Relative Humidity	RH	0		85	%

Recommended Operating Conditions

Parameter	Symbol	Min.	Typ.	Max.	Unit	Notes
Case Temperature	T _c	0		70	°C	1
		-40		85		2
Power Supply Voltage	V _{CC}	3.15	3.3	3.45	V	
Bit Rate	BR		10.3125G&25.78125		Gbps	

Note1, 2: See order information

Optical Characteristics

Parameter	Symbol	Min.	Typ.	Max.	Unit	Notes
Transmitter						
Center Wavelength	λ	840		860	nm	
RMS Spectral Width	P _m			0.6	nm	
Average Optical Power	P _{avg}	-5		2.4	dBm	
Optical Modulation Amplitude	OMA	-5		3	dBm	
Average Launch Power of OFF Transmitter	P _{off}			-30	dBm	
Extinction Ratio	ER	3			dB	
Optical Return Loss Tolerance				12	dB	
Receiver						
Center Wavelength	λ	840	850	860	nm	
Damage Threshold		3.4			dBm	
Receive Power Overload		2.4			dBm	
Receiver Reflectance				-12	dB	
Receiver Sensitivity	SENS			-10.3	dBm	1
LOS Assert	LOS _A	-30			dBm	
LOS De-assert	LOS _D			-13	dBm	
LOS Hysteresis	LOSH	0.5			dB	

Note:

1. Measured with a 25.78125G, PRBS-31 NRZ, ER>3.5dB, BER<5E-5.

Electrical Characteristics

Parameter	Symbol	Min.	Typ.	Max.	Unit	Notes
Power Consumption				1	W	
Supply Current	I _{CC}			300	mA	

Digital Diagnostics

Parameter	Accuracy	Unit
Internally Measured Transceiver Temperature	+/-3	°C
Internally Measured Transceiver Supply Voltage	+/-3	%
Measured Tx bias Current	+/-10	%
Measured Tx Output Power	+/-3	dB
Measured Rx Received Average Optical Power	+/-3	dB

Ordering Information

Product Name	Product Description
SFP28-1025-85-03	SFP28 Plug-in, 10/25GBASE-SR 850nm 300m DOM Duplex LC MMF Optical Transceiver Module
S28-1025-85-03A	SFP28 Plug-in, 10/25GBASE-SR 850nm 300m DOM Duplex LC MMF Optical Transceiver Module, Industrial Temperature
JS28-1025-85-03	SFP28 Plug-in, 10/25GBASE-SR 850nm 300m DOM Duplex LC MMF Optical Transceiver Module, Compatible with Juniper
JS28-1025-85-03A	SFP28 Plug-in, 10/25GBASE-SR 850nm 300m DOM Duplex LC MMF Optical Transceiver Module, Compatible with Juniper, Industrial Temperature

Contact Information

Ascent Communication Technology Ltd

AUSTRALIA

140 William Street, Melbourne
Victoria 3000, AUSTRALIA
Phone: +61-3-8691 2902

CHINA

Unit 1933, 600 Luban Road
200023, Shanghai, CHINA
Phone: +86-21-60232616

EUROPE

Pfarrer-Bensheimer-Strasse 7a
55129 Mainz, GERMANY
Phone: +49 (0) 6136 926 3246

WEB: www.ascentcomtec.com

Hong Kong SAR

Unit 9, 12th Floor, Wing Tuck Commercial Centre
177 Wing Lok Street, Sheung Wan, Hong Kong SAR
Phone: +852-2851 4722

USA

2710 Thomes Ave
Cheyenne, WY 82001, USA
Phone: +1 203 350 9822

VIETNAM

11th Floor, Hoa Binh Office Tower
106 Hoang Quoc Viet Street, Nghia Do Ward
Cau Giay District, Hanoi 10649, VIETNAM
Phone: +84-24-37955917

EMAIL: sales@ascentcomtec.com

Specifications and product availability are subject to change without notice.

Copyright © 2024 Ascent Communication Technology Limited. All rights reserved.

Ver. ACT_SFP28-1025-85-03_Datasheet_V1b_Apr_2023